



The much awaited opening recently of the new Yarloop Community Centre was a definite reason to celebrate and we wanted as many people to have the opportunity to attend so it was held over two days.

Friday 22nd November 2019 saw the official opening of the Yarloop Community Centre with the Premier of Western Australia Hon. Mark McGowan, Member for Murray Wellington Robyn Clark, Harvey Shire President Paul Gillett and Yarloop CRC Manager Julie-Ann Ford addressing the guests and Leslie Ugle performing the Welcome to Country. The Yarloop Primary School Children were invited to sing at the opening and did a lovely job singing "We are".

Julie-Ann Ford, Yarloop CRC Manager spoke of the positive impact this new building will have on the community.

"For the Community of Yarloop this is much more than a building, it is a place to come together and form bonds and build a strong connected community. The future of Yarloop is now in our hands, its time for the community to look forward and create a bright future together.

Continued on page 3



Want to have the Yarloop Phoenix emailed to you every month? Email ylidic@bigpond.com

December 2019 ISSUE

23 Station Street,

Yarloop WA 6218

Ph: (08) 9733 5600

E: ylidic@bigpond.com

Open Hours:

Monday—Friday

9am—3pm

Will be closed from Xmas
holidays from Friday 20th
2019 and re-opening
Monday 6th Jan 2020

Copies available at:

Yarloop CRC

Cookernup General Store

Harvey Visitors Centre

Or via email when you
register your details with
the Yarloop CRC

Are you interested in
advertising with us?

Please contact us today



The honour of cutting the official ribbon was given to Jett Hooper & Claire Davis, along with Premier of Western Australia Hon. Mark McGowan and Shire of Harvey President Paul Gillett. (pictured below)

The official opening was followed by a tour of the building and a morning tea catered for by Yarloop CWA.

A replica of the Yarloop, Cookernup, Wagerup Honour Board was also unveiled on the day which is a replacement for the original that previously hung in the Yarloop Town Hall.

The building was funded by the generosity of Lotterywest, Department of Premier and Cabinet and the Shire of Harvey.

Saturday 23rd November 2019 was a very casual community day to celebrate the new home of the Community Resource Centre and the achievements of the CRC over the past few years.

Past and present Community Members and those with a love for the Town of Yarloop turned up to celebrate with us and were treated to an amazing grazing platter and a replica cake of the new building with a phoenix on the roof, symbolic of the story of the phoenix rising from the ashes.

Thank you to all who attended over the two days to help us celebrate.











One Tree Park Gazebo Opening!

Friday 22nd November 2019 was a particularly busy day in Yarloop, as well as the new Community Centre opening there was an official opening of the new gazebo at One Tree Park.

Quite some time ago Terry Andrews from Royal Perth Golf Club contacted CRC Manager Julie-Ann about a donation to the town of Yarloop that the golf club had raised after seeing the devastation of the Yarloop Fire on news reports.

After discussions between Terry and Julie-Ann and a tour of Yarloop it was decided that a Gazebo in One Tree Park would be a great addition to the town and something all ages could use and enjoy.

The gazebo was officially opened by Shire of Harvey, Shire President Paul Gillett, Royal Perth Golf Club Vice President Geoff Farr and RPGC Member Terry Andrews.

We would like to thank the Royal Perth Golf Club for their amazing fundraising efforts.



Notice from TransWA

From Saturday 21 December 2019 to Saturday 1 February 2020 some Transwa services have been altered due to the Christmas and New Year School Holidays.

The East Perth Booking Centre will be open Thursday 26 December 2019 and Wednesday 1 January 2020 between 6:30am - 12:15pm. The centre will be open as per our normal hours on all other days, excluding Christmas Day when all our offices will be closed.

Sat 15th and Sun 16th February – All Australind services will originate/terminate at Mundijong

For more information please call 1300 662 205.

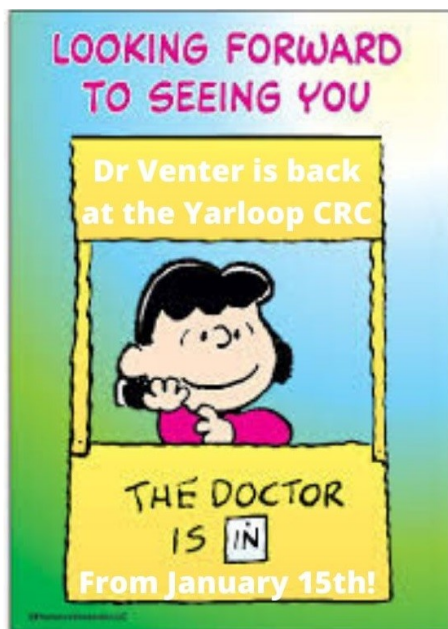
The Yarloop Community Resource Centre would like to thank the following people who helped us with our move and on our opening day. Thank you all so much for the massive amount of effort that has been put in over the last few weeks

Robbo	Mike Brown
Ian Mills	Darlene Maybourne
Dave Harvey	Cheryl Jenkins
Ann Jefferies	Jac Taylor
Jo Hooper	Shire of Harvey
Clare Hillier	Izzy Hayden
Mari Rodas	Julie-Ann Ford
Maree Ellis	Fiona Ellis
Jade Beattie	Jan & Fred Bathurst
Tony Galati	Spud Shed Australind



Thanks also goes out to Ted & Christine From Retro Burger & Hayley from Yummy Ice Cream Van.

Check them out for your next event! <https://yummyicecream.com.au/> & find Retro Burger on Facebook.



Yes you read that right Dr Venter will be available for appointments at

Yarloop Community Resource Centre starting January 15th

Every WEDNESDAY from 1-2 PM

Dr Venter will be at our beautiful new building that is equipped with a private doctors office.

Bookings can be made via

Wellington Medical Centre 9729 1064



Would you like to be a member?

Single/Family Membership \$10.00 or \$5.00 for concession card holders. Please contact us at the Yarloop CRC for membership benefits.

DECEMBER 2019

SUNDAY	MONDAY	TUESDAY	WEDNESDAY	THURSDAY	FRIDAY	SATURDAY
<p>8TH</p> <p>Festa @ Harvey Catholic Parish</p>	<p>9TH</p>	<p>10TH</p>	<p>11TH</p>	<p>12TH</p>	<p>13TH</p> <p>Waroonna Lions Xmas Gala @ Drakesbrook 0407080671 & Yarloop CRC Xmas Drinks 9733 5600</p>	<p>14TH</p> <p>Annual Seniors Xmas Dinner @ Harvey Town Hall 9729 1833 & Cookernup Community Christmas Party More info on Facebook</p>
<p>15TH</p> <p>Harvey Church of Christ, Carols by Candlelight 9729 3878 & Waroonna Carols by Candlelight 6.45pm @Centennial Park 9733 7800</p>	<p>16TH</p>	<p>17TH</p>	<p>18TH</p> <p>Withers Communi- ty Library Xmas Morning Tea for Seniors Bookings-- 97927190</p>	<p>19TH</p>	<p>20TH</p> <p>Bunbury Public Library Xmas Morning Tea for Seniors Bookings- 97927190</p>	<p>21ST</p>
<p>22ND</p> <p>Waroonna Christmas Lights Cruise 7.30. More info on Facebook 9733 7800</p>	<p>23RD</p>	<p>24TH</p> <p>Christmas Vigil's Brunswick 8.30am Harvey Parish 10.30am</p>	<p>25TH</p> <p>Christmas Day Mass Harvey 6.30PM Brunswick 8.30PM</p>	<p>26TH</p>	<p>27TH</p>	<p>28TH</p>
<p>29TH</p>	<p>30TH</p>	<p>31ST</p> <p>New Years Eve Dance with the Uduc Dance Club \$15.00 entry 0400 474 603 & All that glitters NYE @ Harvey Bowling Club 9729 1704</p>				

		5				9		
		4	6	9		1		
7	9							
	1		2					3
	7				6		8	
				1	4	6		2
2	3				8			
				5				7
			4		3		1	

8				6		3	9	7
9	1		2					
			4					
		7	9					
		4					2	5
2			6	7				
				9	1			
4							3	
						6	1	



Yarloop Business Directory available at the Yarloop CRC

DO YOU HAVE A LOCAL BUSINESS THAT
SHOULD BE IN OUR LOCAL DIRECTORY
CALL OR COME SEE US TODAY!

MEDITATION MONDAYS



Join us from 9AM

Come join us for Meditation Mondays.
These **FREE** sessions will be run every
week by Jaqueline. All you need to
bring is a water bottle & pillow.



Yarloop Connect Morning Tea
Every Tuesday from 10am
Come for a cuppa!



Laughing Kookaburras

Description—Kookaburras are terrestrial tree kingfishers of the genus *Dacelo* native to Australia and New Guinea. Males tend to grow to between 28–42 cm (11–17 in) in length. Weighing on average 0.5 kilograms, with the females being slightly larger than the males.

The Laughing Kookaburra is the world's largest kingfisher and one of Australia's most familiar birds, well known for its laughing call. Previously known as the Laughing Jackass and Giant Kingfisher, today its name comes from the aboriginal name 'guuguuberra'. The laughing kookaburra has been introduced into Tasmania, Flinders Island, Kangaroo Island and the south-west corner of Western Australia.

The name is a loanword from Wiradjuri *guuguubarra*, onomatopoeic of its call. The loud distinctive call of the laughing kookaburra is widely used as a stock sound effect in situations that involve an Australian bush setting or tropical jungle, especially in older movies.

Laughing Kookaburras are quite tame and social birds who will give you a loud chorus of laughter before coming down from their perch to accept scraps of meat from their audience. Being a common sight in suburban and urban areas, laughing kookaburras will even eat out of a human hand.

Habitat—They are found in habitats ranging from humid forest to arid savanna, as well as in suburban areas with tall trees or near running water. Even though they belong to the larger group known as "kingfishers", kookaburras are not closely associated with water.^[2]

The laughing kookaburra lives in eucalypt forests, open woodlands, or on the edges of plains. They need tree hollows to nest in and so need nest site availability to reproduce.



Kookaburra nests are often tree hollows or excavated out of arboreal termite nests. The birds use their strong heads and beaks to crack dents into the hard exterior of the nest, continuing until they have constructed a hole for the female to lay her eggs and rear the chicks inside.

Feeding/Hunting—Laughing Kookaburras are carnivores and their diet includes small birds, frogs, insects, small mammals and lizards such as geckos. They have even been known to catch venomous snakes much larger than themselves. Like all kingfishers, laughing kookaburras employ a 'sit and wait' technique of hunting. They catch their prey by waiting patiently for prey to pass by and then swooping down from their high perches and grabbing their food and crushing it in their strong beaks. Small prey is eaten whole, however, larger prey is killed by being bashed against the ground or a tree probably to tenderise the meat. The kookaburra doesn't drink any water as it gets enough water from the food it eats.



Breeding

Breeding occurs around October and November, however, if breeding fails, Laughing Kookaburras will continue mating into the summer months. Mating rituals are similar to those of the Wattle Bird whereby, the female adopts a begging position and calls like a young bird. The male offers her his latest catch accompanied with a 'oo oo oo' sound.

The female kookaburra lays around 3 eggs at 2 day intervals. Eggs are incubated for around 29 days. Hatchlings are born blind and practically naked. Their eyes may not open completely until the bird is nearly 3 weeks old. The parents feed the chicks a diet primarily of insects, as they remain within the burrow for a full month. When they finally leave the nest they are already able to fly.

Juvenile Kookaburras tend to remain in family groups in their home territory for around 4 years after birth. They stay to help their parents hunt and care for the next generation of chicks. Their parents give them incubation and brooding duties. Laughing kookaburras are able to mate at around 12 months old. In most cases Kookaburras mate for life and stay a tight family unit.



Different Species—Four species of kookaburra can be found in Australia, New Guinea, and the Aru Islands.

Kookaburras are sexually dimorphic. This is noticeable in the blue-winged and the rufous-bellied, where males have blue tails and females have reddish-brown tails.

Rufous-bellied kookaburra (*Dacelo gaudichaud*) – lowland New Guinea

Spangled kookaburra (*Dacelo tyro*) – Aru Islands, southern New Guinea

Blue-winged kookaburra (*Dacelo leachii*) – northern Australia, southern New Guinea

Laughing Kookaburra (*Dacelo novaeguineae*) – native to Eastern Australia, introduced to South West. Unusually for close relatives, the laughing kookaburra and the blue-winged species are direct competitors in the area where their ranges overlap. This suggests that these two species evolved in isolation, possibly during a period when Australia and New Guinea were more distant.

The single member of the genus *Clytoceyx* is commonly called the shovel billed kookaburra.



Natural tips to help get rid of the Flies!



DIY Bottle Fly Traps

Two-litre soft drink bottle

Serrated knife

Permanent marker

Piece of wire to hang your trap (optional)

Cut the bottle open, then flip the top of the bottle upside down so that it looks like a funnel and slide it into the bottom portion of the bottle to complete your flytrap.

Fly larvae feed on rotten meat and feces, while adult flies feed on sweet things like decomposing fruit. Bait your trap with either of these things, and you'll attract lots of flies. To keep bees out of your trap, add a splash of vinegar to the mix.

Want to get rid of wasps, too? This trap can serve a double purpose. Just use meat and vinegar as your bait in the early spring and fall, and sweets in the summer.

Meat and sweets will also attract wasps to your trap. If you only want to catch flies, bait your trap with fruit and vinegar in the early spring and fall months. Switch to meat and vinegar in the summer. How the trap works: Flies smell the bait and fly into the bottle to get to it (either to lay eggs or to feed). Once inside they aren't able to navigate back up the narrow opening, and they become trapped.

Maintaining your trap: Empty the dead flies and re-bait your trap regularly. If you decide to use meat or animal droppings (chicken litter, rabbit pellets) as bait, you'll also need to destroy any larvae that you find in your trap. Filling the bottle with hot water should do the trick.

DIY Fly Repellent Spray

Stock up on essential oils that flies don't like (including lavender, clove, mint, lemongrass, and basil) and use them to make your own fly repellent spray. To mix, just fill a spray bottle with water and add enough essential oil to fragrance. Then, spray it in your kitchen and around your doorways to keep the flies out. Of course, you'll need to re-spray regularly to maintain the effect. Be sure to label your fly repellent, so that others know what it is, and store it out of the reach of children and pets.

DIY Fly Paper

What you will need . . .

Brown paper Bag	Scissors	¼ Cup of Sugar
Saucepan	Baking Paper & Trays	¼ Cup of Honey
Tongs	Large Spoon for Stirring	¼ Cup of Water

Making the Paper - Follow these simple steps to make your flypaper in just 5 to 10 minutes:

Cut a brown paper bag into strips.

Combine equal parts honey, sugar, and water in a saucepan.

Heat, constantly stirring until the sugar dissolves.

Remove the pan from the heat, submerge the strips in the sugar-water mixture, and allow them to sit long enough to become saturated.

Remove the strips with tongs—careful, they'll be hot—and place them on drying racks overtop cookie sheets.

Allow the strips to drip dry until they're completely dry to the touch. It shouldn't take long. Then, hang your flypaper wherever flies are a problem. It's super sticky stuff, so be sure to hang your homemade strips out of the way of people and pets.

Plants that flies loathe

Basil: It doesn't require much work to maintain and can survive in any climate.

Bay Leaf: Grows great during the warmer months and can be brought indoors.

Lavender: Hang lavender in bundles around your home or yard or simply let it grow in your yard. Nasturtiums: This flower keeps more than just flies away such as, aphids, most beetles and squash bugs. It also promotes the growth of other plants, which is why many gardeners plant nasturtiums along the edges of gardens.

Mint : grown near windows or other openings in your home to keep away flies, mice and ants.



As of December 1st its crabbing season!!

Have you got your licence? Applications can be found through the websites below

www.dpir.wa.gov.au/ www.fish.wa.gov.au/ www.transport.wa.gov.au

You need a recreational fishing licence for these types of fishing within WA:

Rock Lobster \$50.00 Abalone \$50.00 Marron \$50.00

Freshwater Angling \$50.00 Net Fishing (set, haul, throw) \$50.00









Recreational Fishing from Boat \$40.00

You do not require a licence to scoop crabs however please check for bag limits.



Crustaceans – bag and size limits

NOTE: Statewide possession limit of 24 rock lobster per person.

Species		Minimum legal size	Daily bag limit	Boat limit
	Cherabin <i>Macrobrachium</i> spp.	N/A	9 litres	N/A
	Crab, blue swimmer [®] <i>Portunus armatus</i> ; formerly <i>P. pelagicus</i> (See pages 38 & 44 and our recreational crabbing guides for more details)	127 mm (carapace width)	20 West Coast: 10	40 West Coast: 20
	Crab, mud (all species combined) <i>Scylla</i> spp. (Pictured: Brown mud crab)	Green: 150 mm Brown: 120 mm (carapace width)	5	10
	Marron [®] <i>Cherax</i> spp. (See our Recreational fishing for marron guide for more details about specific rules that apply to these species)	80 mm (carapace length) Trophy waters: 90 mm	8 Trophy waters: 5	N/A
	Prawns (all species combined) [®] Family Penaeidae (Pictured: Western king prawn) (See page 40 for more details)	N/A	9 litres	N/A
	Redclaw (pest species) <i>Cherax quadricarinatus</i>	N/A	Pest species, including yabbies , have no bag or boat limit. It is recommended that they are not returned to the water but are humanely euthanased.	
	Rock lobster [®] (all species) <i>Panulirus</i> and <i>Jasus</i> spp. (See our Recreational fishing for rock lobster guide for more details about specific rules that apply to these species) (Pictured top to bottom: western rock lobster , tropical ornate rock lobster)	76 mm Southern rock lobster : 98.5 mm	8 of which no more than 4 may be tropical lobsters. NEW	24 of which no more than 12 may be tropical lobsters. (At least three licensed fishers must be on board actively fishing to take the boat limit.)
	Other crustacean species not specifically mentioned (combined) (Pictured: Gilgie)	N/A	10 Pest species, including yabbies , have no bag or boat limit. Do not return to the water.	N/A

Yarloop Community Resource Centre Services!

Document Services	Member	Non-Member
Computer Use 15 minutes	FREE	\$1.00
Per Hour	\$1.00	\$4.00
Laminating A4	\$1.00	\$2.00
A3	\$2.50	\$4.00
Document Binding	\$4.00	\$6.00
Print & Copy Black & White	\$0.20	\$0.40
A4	\$0.40	\$0.60
A3		
** extra for double sided		
Print & Copy Colour A4	\$0.60	\$0.80
A3	\$0.80	\$1.00
** extra for double sided		
My Gov & Centrelink	FREE	FREE
Scanning	\$1.00	\$2.00



Whether its out of interest & wanting to further your knowledge OR it is now a necessity and you can not avoid it any longer talk to us about our FREE one on one digital literacy sessions.

Make a Be Connected appointment today!

Are you a Member??

Become one TODAY!

Couple or Family \$10.00

Concession \$5.00



Talk to us about advertising in our Yarloop Phoenix Newsletter

Would you like help with writing a resume or cover letter?

Do you need a whole new resume or just help sprucing up the old one? We can help write, print, laminate and bind your resume for a fresh and professional look. Call us for a quote!



cordially invites you to our

Christmas Sundowner

for some nibbles and drinks at our
new alfresco area

**free nibbles, BYO drinks*



13th December, Friday
6-8pm

